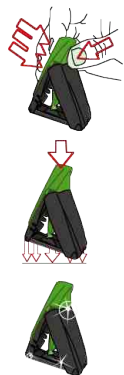


TRODAT MOBILE PRINTY_ SIMPLE. STEADY. CLEAN.

NEW!

The Trodat Mobile Printy is easy to describe: behind it lies innovation and quality in an attractive design.



OPEN. STAMP. CLOSE_
You can do everything quickly with one hand.

STEADY FIVE-POINT POSITIONING_
The unique pyramid shape of the open Mobile Printy and the central stabiliser ensure:

- > even distribution of pressure on the textplate
- > firm pressing of the stamp without rocking, ensuring a clean impression.

THE KEY TO CLEANLINESS_
Thanks to the construction of the Mobile Printy you never come into contact with the textplate or the pad, so it is not possible to get the outside of the stamp dirty.



TRODAT MOBILE PRINTY_ SIMPLE. STEADY. CLEAN.
THE POCKET STAMP



PAD REPLACEMENT_
Open the Mobile Printy, press on the side and pull out the pad. Insert new pad. Done.



AFFIX THE TEXTPLATE_
Hold firmly as shown or block with a paperclip. Remove protective foil and attach textplate.

TRODAT MOBILE PRINTY_ TEXT STAMPS

9411



Max. text plate size: 38mm x 14mm



Multi Color Impression

Replacement pads

1-colour 6/9411

Packaging

9412



Max. text plate size: 47mm x 18mm



Multi Color Impression

Replacement pads

1-colour 6/9412

Packaging

9413



Available from Q3/2009

Max. text plate size: 58mm x 22mm



Multi Color Impression

Replacement pads

1-colour 6/9413

Packaging

9425



Available from Q3/2009

Max. text plate size: 25mm x 25mm

Max. text plate size: Ø 25mm



Multi Color Impression

Replacement pads

1-colour 6/9425

Packaging

9430



Max. text plate size: 30mm x 30mm

Max. text plate size: Ø 30mm



Multi Color Impression

Replacement pads

1-colour 6/9430

Packaging

Display



Packaging

24 pcs p. Display

9412 Typo



ROBERT NORMAN
EXP. DRT. MANAGER
R-4600 WELS AUSTRIA
07242 / 239-0

Max. text plate size: 47mm x 18mm. For up to 4 lines of text, 1 letter set 6003 (3mm), 1 letter set 6004 (4mm)

< available in blue only

Replacement pads

1-colour 6/9412


Packaging



AT HOME AND ON THE MOVE

TRODAT GOLDRING_ EXCLUSIVE STAMP PENS








AUTOMATIC



Max. text plate size: 35mm x 7mm
For up to 3 lines of text.

> Text plate thickness: 1.5mm

Available in the following colours:

-  **302120** - matt black
-  **302132** - diamond-pattern chrome-plated
-  **302104** - lacquered, marbled blue
-  **302107** - lacquered, marbled green
-  **302108** - lacquered, marbled red
-  **302130** - stainless steel, polished
-  **302141** - Striped, 24 carat gold-plated


Re-inking ink

Available in black, blue, red, violet, green **7011**


Replacement refills

D1 blue packed in 5 s **307162**
D1 black packed in 5 s **307165**

Packaging





DELPHIN



Max. text plate size: 35mm x 9mm
For up to 4 lines of text.

> Text plate thickness: 1.5mm

Available in the following colours:

-  **303541** - striped, 24 carat gold plated
-  **303533** - matt chrome


Re-inking ink

Available in black, blue, red, violet, green **7011**


Replacement nibs

308533
308633
308549
308649

Packaging










GRANDOMATIC



Max. text plate size: 35mm x 9mm
For up to 4 lines of text.

> Text plate thickness: 1.5mm

Available in the following colours:

-  **304120** - matt black
-  **304132** - diamond-pattern chrome-plated
-  **304104** - lacquered, marbled blue
-  **304107** - lacquered, marbled green
-  **304108** - lacquered, marbled red
-  **304130** - stainless steel, polished
-  **304141** - Striped, 24 carat gold-plated


Re-inking ink

Available in black, blue, red, violet, green **7011**

Replacement refills

D1 blue packed in 5 s **307162**
D1 black packed in 5 s **307165**

Packaging




AT HOME AND ON THE MOVE


MOUNTING OF TEXT PLATES_



To attach the text plate, release the stamp mechanism with the ink pad to the right. Remove protective film.


Hold the textplate so that the text shows in reverse. Affix the text plate.

RE-INKING_



A few drops of ink are sufficient for a clear impression. Do not over-ink the pad!

CHANGING THE REFILL_



It's simple: Unscrew the ball pen in the middle, change the standard refill and screw it together again.

REPLACEMENT PARTS AND ACCESSORIES_

REPLACEMENT NIBS:

- 308533** - chrome-plated for 303533
- 308549** - gold-plated, for 303533






REFILLS:





- 307162** - D1 blue packed in 5 s
- 307165** - D1 black packed in 5 s



TRODAT TWIN_ WRITE AND STAMP

TWIN

	<p>Max. text plate size: 35mm x 7mm max. 3 lines of text</p> <p>> text plate thickness: 1.5mm</p>	<p>Replacement pads</p> <p> 1-colour 6/310</p> <p>Packed in 10 s, also available uninked</p>
	<p>black 310171</p> <p>white 310176</p> <p>blue 310180</p> <p>orange 310185</p> <p>red 310184</p>	<p>Replacement refills</p> <p>D1 blue packed in 5 s 307162</p> <p>D1 black packed in 5 s 307165</p> <p>Packaging</p> 

 <p>Write</p>	 <p>Just turn the pen round 180°</p>	 <p>Press the clip</p>	 <p>Stamp</p>	<p>WRITE AND STAMP_</p> <p>To close the Twin, turn upright into writing position and press the clip so that the text plate drops back again.</p>
--	---	---	--	---